

SCDOT

4th Largest State Maintained System

Approx. 41,400 CL Miles

93,000 Lane Miles

South Carolina *



National System *





System Mileage in S.C.

<i>Type of System</i>	<i>Mileage</i>	<i>Lane Miles</i>
Interstate	851	3,796
Primary	9,471	23,867
Federal Aid Secondary	10,271	21,110
Non Federal Aid Secondary	20,828	41,769
Total	41,421	90,542



**South Carolina Highways: the 4th largest
State-maintained system in the nation**

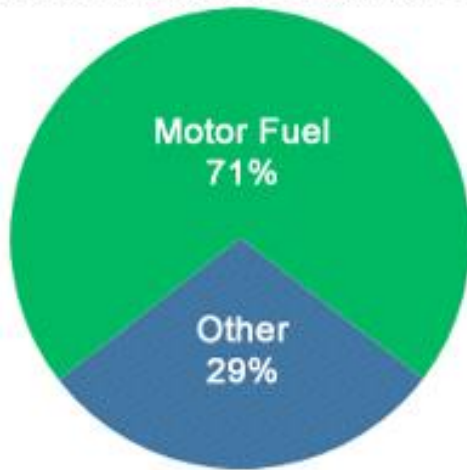




3rd Lowest Gas Tax
16.75 cents/gallon
Same as 1987

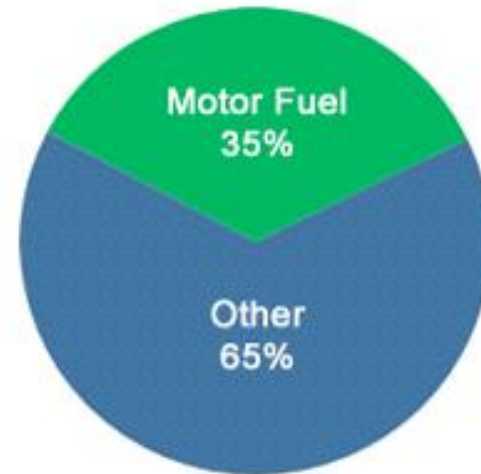
**SC Highway Funding Sources
All Programs Combined**

(SCDOT, state portion of C-Fund, and SCTIB)



Source: SCDOT

**Highway Funding Sources
National Average for DOT's**



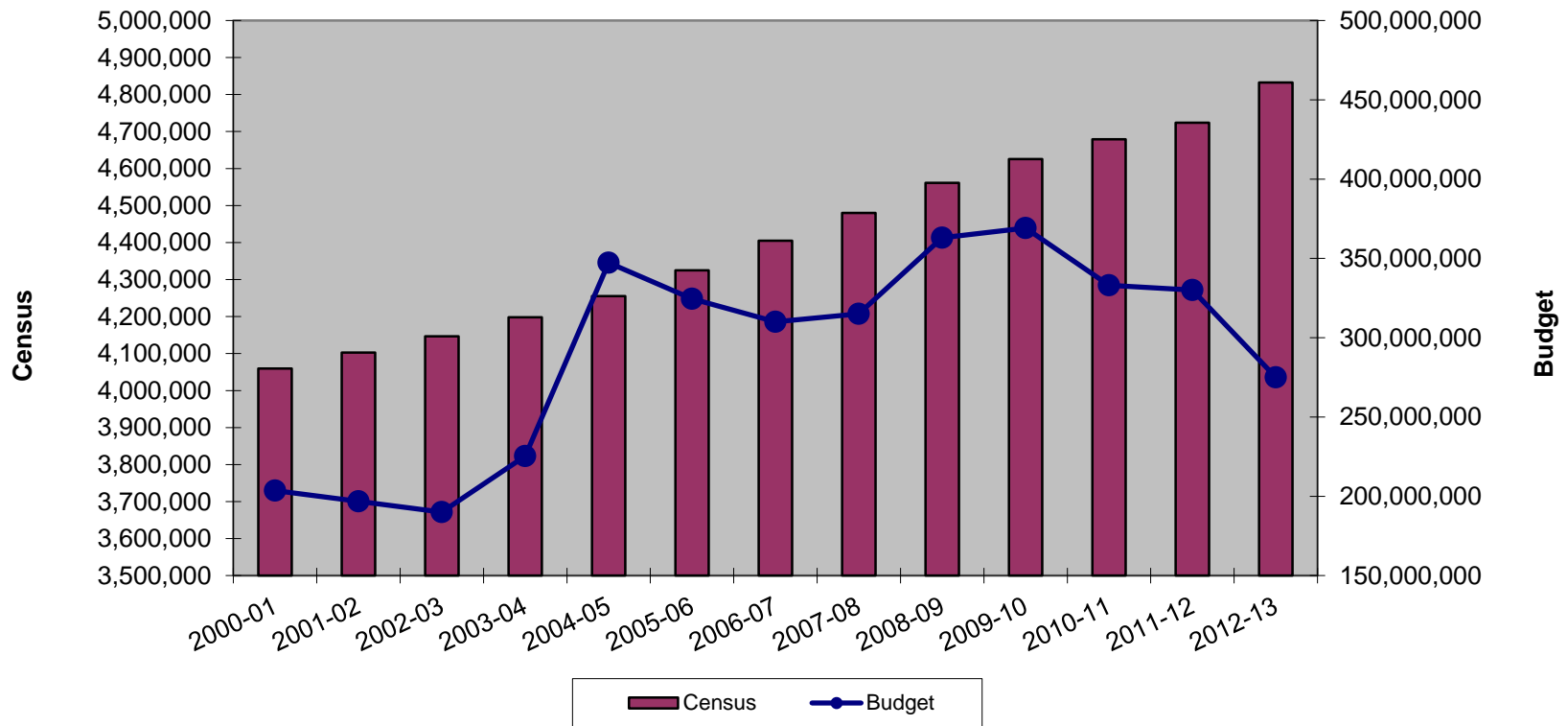
Source: Federal Highway Administration, Highway Statistics 2010,



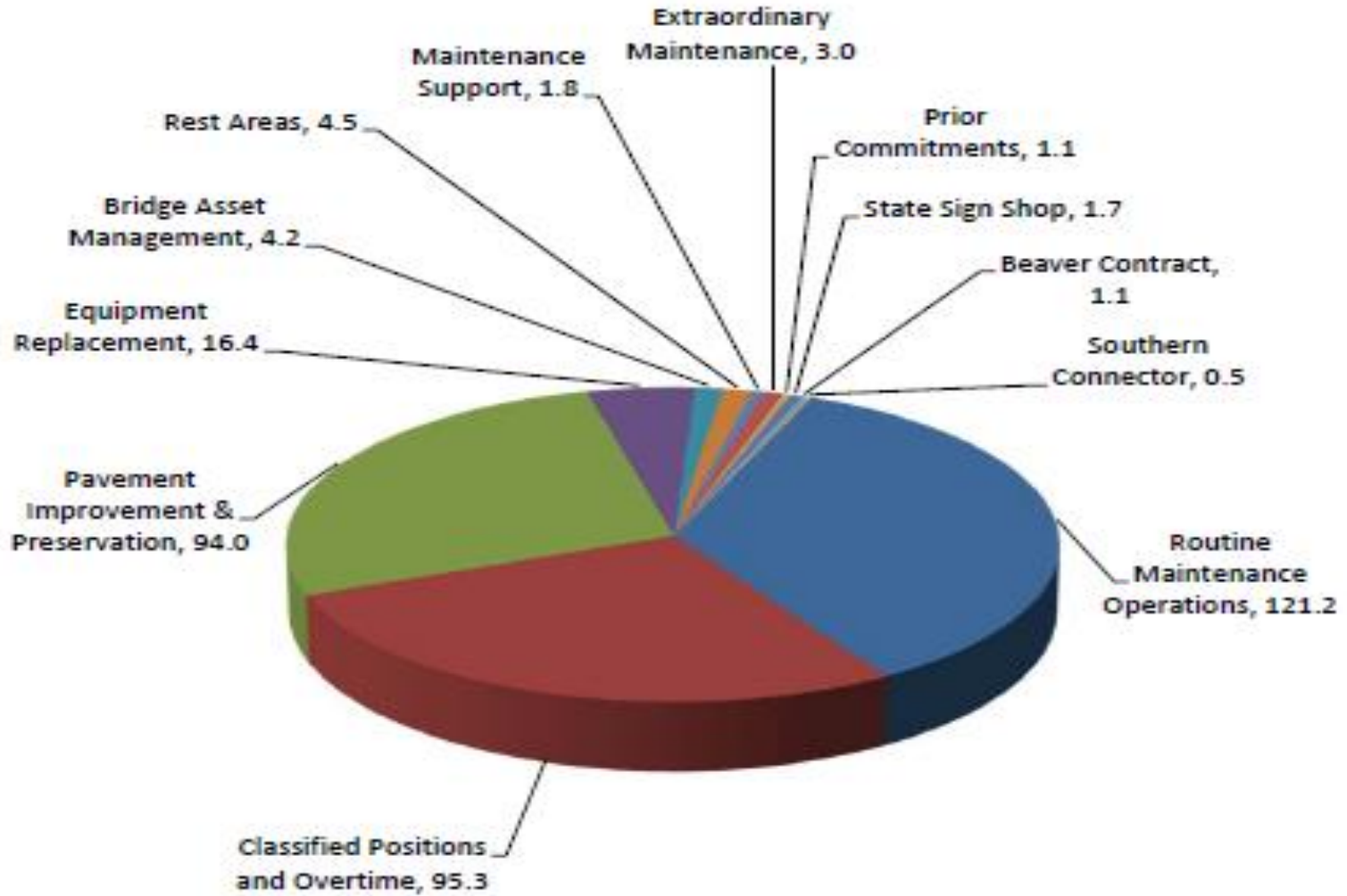


Population vs. Budget

Maintenance Budget & Census for South Carolina



2016 \$344.8 Million State Maintenance Program





Routine Maintenance Accomplishments

- 570,000 potholes patched (38,000 tons of asphalt)
- 3,541 encroachment permits processed
- 345,000 roadside acres mowed
- 8,400 miles of shoulder/ditch re-graded
- 42,000 fallen or hazardous trees removed
- 312,000 signs repaired or replaced
- 5,000,000 pounds of litter and carcasses



Other Federal Funding

- \$160.4 Million for Pavement Improvement
 - 18% preservation
- \$7 Million for Guardrail
 - \$3 Million Interstate
 - \$4 Million Non Interstate
- \$2 Million for Cable Rail
- \$7.6 Million for Traffic Signal Replacement
- \$177 Million Total Federal Funding



7 Districts





Organization

- Director of Maintenance
 - Policy
 - Budget
- Districts
 - 7 Districts
 - District Engineering Administrator
 - District Maintenance Engineer
- Counties
 - 4 to 9 Counties per District
 - Resident Maintenance Engineer



Weaknesses

- Turnover
 - Road Maintenance Workers
 - Increased Entry Wage
- Safety
 - Some Improvement
 - Performance Based Inspection/ QMT
- Funding
 - Gas Tax
 - No Increase since 1987
- Productivity
 - Production Goals
 - Monitoring



Program Strengths

- Efficiency & Productivity
 - Sign Shop
 - Production Goals
- Performance Metrics
 - QMR/QMT Inspections
 - MAP Program
 - Customer Survey
- On-Call Contracts
 - Responsive
 - Pre determined cost
 - Better LOS
- EORS System and Procedures
 - Hurricane/Snow Ice/Floods
 - Pre Defines Roles of all Partners
 - Established Checklist
 - Support Plans